

MICROPIGMENTATION

n.3 sept. 2022

and more...

by *Grant Ashley*

Scalp micropigmentation

Paco Garcias

Microneedling

Regenera the skin

Treatments

before and after

Vegan pigments

I HAVE MICRO

Laura Shuckburgh

Perimenopause expert www.marvellousmidlife.co.uk

READY FOR A REAL CHANGE?



Hair micropigmentation is a treatment without side effects or invasive interventions. Here we answer the most frequently asked questions of our customers:

How long does the session last?

It depends on the treatment to be performed, since each case is very unique and individual. Normally, the first session will last approximately 2-4 hours and the second session 1-2 hours.

What is the procedure during the appointment?

The first part of the session is dedicated to explaining the treatment, resolving doubts and agreeing on the style and the result to be achieved. This includes pre-drawing the frontal hairline. In addition, photographs will be taken of the area to be micropigmented.

After this first part, the procedure will begin. The specialist will usually start at the back of the head, then continue to the top and finally micropigment the front. There will be breaks during the treatment so that the patient and the specialist can rest.

At the end of the session, the patient will be able to see the result. The specialist will answer questions about after-care and confirm the date of the next appointment.

Who will do my hair micropigmentation treatment?

Paco Garcias, specialist in hair micropigmentation, trained in Mallorca and Barcelona and with significant experience in the micropigmentation and aesthetics sector. Qualified by the EEPT with the "sanitary hygiene" course.

How will I look after the treatment?

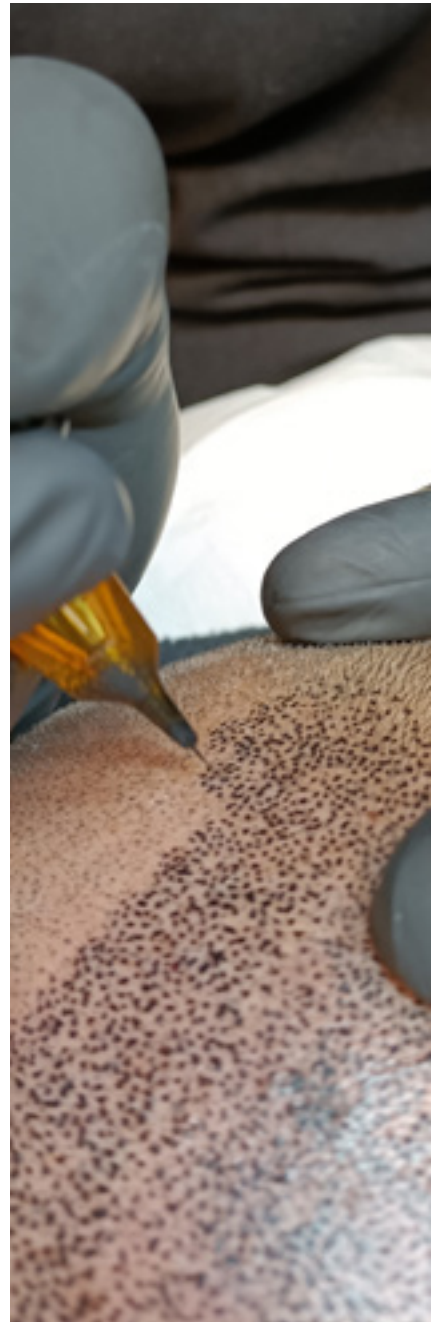
Immediately after the session you can see the result of the treatment. However, you must remember that the skin may redden slightly in the first hours after the treatment, the color will lighten and soften in the first days, as the skin carries out a natural exfoliation process. You should also remember that most clients require at least 2-3 sessions to get a complete and optimal result.

What are the cares after the treatment?

Avoid wetting the head during the first 24 hours; in the first 3-4 days after treatment avoid excessive sweating, direct sun in the area and swimming at the beach or pool; after 5 days you can start washing your scalp normally. We recommend waiting 4-5 days before shaving your head or cutting your hair.

How much does the full treatment cost?

The exact cost will vary depending on a number of factors such as the size of the hair, the area of the head to be covered, the result sought and the number of sessions required to carry out the treatment. The average is between



€300 and €700 for the total of the sessions. By means of an informative consultation with the specialist, you will be detailed about the price and the exact duration of the sessions.



Does the ink used fade or change color?

The pigments we use are different from those used in traditional tattoos, there is no risk that they can turn green or blue over time. The tone of the pigment in the treated area will lighten in the long term (several years) and some touch-up may be necessary.

Can the color of my hair or the appearance of white hair be an impediment?

No, a pigment solution is used to achieve a color as close as possible to the patient's own follicle, taking into account skin tone and hair density.

How often should I shave my head for a perfect shaven look?

The maximum hair length for optimal visual appearance will be determined by many factors such as hair density or color, in addition to growth rate.

The best appearance is usually achieved with frequent shaving. The shorter the hair the better the look.

How long does your scalp need to heal after the procedure and how long should you wait between sessions?

Right after the session, the scalp may be slightly red for the first few hours.

In 5-6 days it is practically cured externally. We recommend waiting 12-15 days for the next session.

Will others notice?

It is very complicated for the micro to be detected, since a natural, integrated and personalized result is always sought.

Will I like the result?

We don't have a single patient who looked better before than after.

Can I get implants before or after the treatment?

Yes, both before and after without any problem.

Will it be natural?


Sure, we will always choose natural front lines that look real for the day to day.

Does it affect the follicle?

No, because we don't work in such depth.

How often should it be touched up?

Color fading is a natural and progressive process. Depending on factors such as metabolism, lifestyle and aftercare. Patients are usually retouched after 2 or 3 years.



MICRONEEDLING

A NATURAL & EFFECTIVE WAY OF RECOVERING THE SHINE OF YOUR FACE

After the summer, it is convenient to recover the skin from the effects of the sun, heat, salt water or pool chlorine, among others. The skin is more parched, dehydrated, a little more aged, and even some marks may have appeared as a result of the sun. Therefore, it is the ideal time to take care of it and make it look hydrated, luminous and rejuvenated.

The microneedling treatment is very effective if you want to renew the skin of the face and treat wrinkles, expression lines, spots or acne marks. It is ideal for the rejuvenation and improvement of the skin of the face, without side effects or surgeries. This new technology is performed with Dermapen, an electronic pen-like device with micro-needles that make superficial punctures in the skin, which causes the formation of collagen and elastin naturally, and improves blood circulation in the skin fast, safe and effective.

At the end of the microneedling session, an erythema will occur on the skin, i.e. a "redness", which may make you notice a sensation of heat and a slight stinging in the treated areas, this sensation will decrease with the passing of hours, disappearing completely in the following 12/24 hours.

In short, we have a minimally invasive treatment, with a quick recovery, with visible effects and which is a very interesting complement to the ordinary care we give to our face.

For whom is the treatment indicated?

For people who wants to correct:

- Undereye darkness and eye bags.
- Marks and pigmentation.
- Large or too dilated pores.
- Correction of fine wrinkles (on the forehead, expression or smile lines, crow's feet).
- Visible neck wrinkles.
- Flabbiness and dehydration.
- Stretch marks.
- Mild and medium acne scars.



A SELECTION OF OUR WORK



EYEBROWS



EYELINER



LIPS



HAIR



*An image
is worth over a
thousand words*



USE OF VEGAN PIGMENTS

Pigments, like many other aspects of micropigmentation, have evolved a lot in recent years, and we can find pigments with truly innovative characteristics and colors on the market. This is an area of micropigmentation that is constantly changing, and which means that we specialists have to keep up to date with the new things we can achieve, since these always respond to fashion or new demands from clients.

In addition to the characteristics and qualities, more and more importance has been given to its origin, which is why, over time, companies, especially those



working in the cosmetics and beauty industry, began to care about the origin of the raw materials of their products and to take care of the environment, animal and human life at the time of manufacturing and testing the product. This sensitivity on the part of companies and consumers gave rise to a new generation of products: vegan and *cruelty-free* brands.

Being a vegan brand implies that the products do not use any kind of ingredient of animal origin, in addition to being cruelty-free. Therefore, in no case are animal tests carried out, both directly and indirectly.

"Our mission is to offer micropigmenters the best possible pigments. Always valuing quality and results", says Renata Barcelli.

Our Smart pigments:

- No metals (light or heavy).
- Hydrophilic (made in water and absorbed by water).
- Sterilized in gamma rays.
- Free from any microorganism.
- Biocompatible with all skin types.
- Free of toxic pigments.


In addition, they follow specific protocols during more than 5 years of studies carried out with 150 artists from all regions. The aim of the brand is well-being in addition to optimal results for all artists.

FIND THE 7 DIFFERENCES



Results on our blog/web:

www.grant-ashley.com



El nostre equip
Nuestro equipo
Our team



Jessica Souto
Paco Garcias
Grant Ashley



Al teu costat
A tu lado
By your side



Magazine made with recycled material.
You can find the magazine in other languages at
www.grant-ashley.com

